

Institution: CUNY Queens College (190664)

User ID: 36c0021

Part A - Mission Statement

1. Provide the institution's mission statement or a web address (URL) where the mission statement can be found. Typed statements are limited to 2,000 characters or less. The mission statement will be available to the public on College Navigator.

Mission Statement URL:

Please begin URL with "http://" or "https://"

Mission Statement

2. Are all the programs at your institution offered completely via distance education?

Yes

No

Part B - Admissions and Estimated Enrollment


1. Does your institution have an open admission policy for all or most entering first-time degree/certificate-seeking undergraduate-level students?

If the only requirement for admission is a high school diploma or GED/other equivalent, your institution is still considered open admission. Institutions that require only an Ability to Benefit or similar test beyond the diploma/equivalent, and only reject a very small number of students based on the test, are also considered open admission.

If your institution does not have an open admission policy, you will be expected to answer additional questions (B2, B3, and B4) regarding your admissions procedures and admissions yield.

Yes

No

 You may use the space below to provide context for the data you've reported above. These context notes will be posted on the College Navigator website, and should be written to be understood by students and parents.

Part B - Admission Requirements and Services - Admission Considerations

2. Please select the option that best describes how your institution uses any of the following data in its undergraduate selection process.

Admission Considerations	Required	Recommended	Neither Required nor Recommended	Don't Know
Secondary school GPA	<input checked="" type="radio"/>	<input type="radio"/>	<input type="radio"/>	<input type="radio"/>
Secondary school rank	<input type="radio"/>	<input type="radio"/>	<input checked="" type="radio"/>	<input type="radio"/>
Secondary school record	<input checked="" type="radio"/>	<input type="radio"/>	<input type="radio"/>	<input type="radio"/>
Completion of college-preparatory program	<input checked="" type="radio"/>	<input type="radio"/>	<input type="radio"/>	<input type="radio"/>
Recommendations	<input type="radio"/>	<input type="radio"/>	<input checked="" type="radio"/>	<input type="radio"/>
Formal demonstration of competencies (e.g., portfolios, certificates of mastery, assessment instruments)	<input type="radio"/>	<input type="radio"/>	<input checked="" type="radio"/>	<input type="radio"/>
<u>Admission test scores</u>				
<u>SAT / ACT</u>	<input checked="" type="radio"/>	<input type="radio"/>	<input type="radio"/>	<input type="radio"/>
Other Test (ABT, Wonderlic, WISC-III, etc.) Note: If this is the only requirement other than a diploma or equivalent, and few students are not admitted due to this test, please return to question 1 and indicate that your institution is open admission.	<input type="radio"/>	<input type="radio"/>	<input type="radio"/>	<input checked="" type="radio"/>
<u>TOEFL</u> (Test of English as a Foreign Language)	<input checked="" type="radio"/>	<input type="radio"/>	<input type="radio"/>	<input type="radio"/>

Part B - Admission Requirements and Services - Selection Process

3. Provide the number of first-time, degree/certificate-seeking undergraduate students who applied, who were admitted, and who enrolled (either full- or part-time) at your institution for the most recent Fall period available. Include early decision, early action, and students who began studies during the summer prior to the selected fall reporting period.

Remember that this question is only applicable to first-time students, do not include other students in these totals.

Only report students at levels that you indicated were offered in the IC Header. If you made an error in the IC Header, please call the IPEDS Help Desk and correct your error.


Select reporting period:	<input checked="" type="radio"/> Fall 2010	<input type="radio"/> Fall 2011	
	Men	Women	Total
Number of <u>applicants</u>	<input type="text" value="8,313"/>	<input type="text" value="10,140"/>	<input type="text" value="18,453"/>
Number of <u>admissions</u>	<input type="text" value="2,494"/>	<input type="text" value="3,078"/>	<input type="text" value="5,572"/>
Number (of admitted) that enrolled full-time	<input type="text" value="650"/>	<input type="text" value="821"/>	<input type="text" value="1,471"/>
Number (of admitted) that enrolled part-time	<input type="text" value="8"/>	<input type="text" value="12"/>	<input type="text" value="20"/>
Total enrolled full-time and part-time	658	833	1,491
Percent of admissions enrolled full-time and part-time	26	27	27

4. If test scores are required for admission for first-time, degree/certificate-seeking undergraduate students, provide the number and percentage of *enrolled* students submitting SAT and/or ACT scores, as well as the 25th and 75th percentile scores for each test. Provide writing test scores *only* if used for admission. Provide data for the most recent group of *enrolled* students for whom data are available. Include new students admitted the summer prior to the selected fall reporting period.

DO NOT convert test scores (e.g., do not convert an SAT score to an ACT scale, etc.). If you have numbers for both SAT and ACT scores, **provide the percentiles for both tests.**

Select reporting period:	<input checked="" type="radio"/> Fall 2010	<input type="radio"/> Fall 2011	<input type="radio"/> Test scores NOT required
Number of enrolled students that submitted <u>SAT</u> scores	<input type="text" value="1,090"/>		
Percent of enrolled students that submitted SAT scores	<input type="text" value="73"/>		
Number of enrolled students that submitted <u>ACT</u> scores	<input type="text"/>		
Percent of enrolled students that submitted ACT scores	<input type="text"/>		
	25th Percentile	75th Percentile	
SAT Critical Reading	<input type="text" value="490"/>	<input type="text" value="580"/>	
SAT Math			

	<input type="text" value="530"/>	<input type="text" value="610"/>
SAT Writing	<input type="text"/>	<input type="text"/>
ACT Composite	<input type="text"/>	<input type="text"/>
ACT English	<input type="text"/>	<input type="text"/>
ACT Math	<input type="text"/>	<input type="text"/>
ACT Writing	<input type="text"/>	<input type="text"/>

 You may use the space below to provide context for the data you've reported above. These context notes will be posted on the College Navigator website, and should be written to be understood by students and parents.

CUNY does not require the writing SAT.

Part B - Estimated Fall Enrollment

Estimated 2011 Fall Enrollment

Provide an early estimate of the institution's fall enrollment for all levels offered. Levels should match those indicated 'Yes' in the IC Header survey. If you made an error in the Header survey, please contact the Help Desk.

These data will NOT appear in College Navigator, but will be made available via the IPEDS Data Center.

Estimates should be based on the definitions used in the IPEDS Fall Enrollment component submitted during the spring collection (for academic institutions report an estimate of the students that are/will be enrolled as of October 15, 2011; for program reporter institutions report an estimate of students enrolled in your institution at any time between August 1 and October 31, 2011). Prior year (PY) Fall Enrollment counts are provided for reference.

	Full-time	FT PY Enrollment	Part-time	PT PY Enrollment	Total
Undergraduate (academic or occupational programs)	11,223	11,866	5,306	4,329	16,529
Of undergraduates, those who are first-time, degree/certificate-seeking students	1,446	1,471	22	20	1,468
Graduate	435	533	3,979	4,178	4,414

Part C - Student Services - Special Learning Opportunities

1. Does your institution accept any of the following? [Check all that apply]

<input checked="" type="checkbox"/>	<u>Dual credit</u> (college credit earned while in high school)
<input type="checkbox"/>	<u>Credit for life experiences</u>
<input checked="" type="checkbox"/>	<u>Advanced placement (AP) credits</u>
<input type="checkbox"/>	None of the above

2. What types of special learning opportunities are offered by your institution? [Check all that apply]

<input checked="" type="checkbox"/>	<u>Distance learning opportunities (e-learning)</u>
<input checked="" type="checkbox"/>	ROTC
<input checked="" type="checkbox"/>	Army
<input checked="" type="checkbox"/>	Navy
<input type="checkbox"/>	Air Force
<input checked="" type="checkbox"/>	<u>Study abroad</u>
<input checked="" type="checkbox"/>	<u>Weekend/evening college</u>
<input checked="" type="checkbox"/>	<u>Teacher certification</u> (for the elementary, middle school/junior high, or secondary level)
	Do not include certifications to teach at the postsecondary level.
<input checked="" type="checkbox"/>	Students can complete their preparation in certain areas of specialization
<input type="checkbox"/>	Students must complete their preparation at another institution for certain areas of specialization
<input checked="" type="checkbox"/>	This institution is approved by the state for the initial certification or licensure of teachers
<input type="checkbox"/>	None of the above

3. If your institution grants a bachelor's degree or higher but does not offer a full 4-year program of study at the undergraduate level, how many years of completed college-level work are required for entrance?

Number of years	Select One
-----------------	------------

Part C - Student Services - Services, Library, Tuition

4. Which of the following selected student services are offered by your institution? [Check all that apply]

- Remedial services
- Academic/career counseling services
- Employment services for current students
- Placement services for program completers
- On-campus day care for children of students
- None of the above


5. Does your institution have its own library or are you financially supporting a shared library with another postsecondary education institution?

- Have our own library
- Do not have our own library but contribute financial support to a shared library
- Neither of the above

6. Indicate whether or not any of the following alternative tuition plans are offered by your institution.

- No
- Yes

- Tuition guarantee
- Prepaid tuition plan
- Tuition payment plan
- Other (specify in box below)

 You may use the space below to provide context for the data you've reported above. These context notes will be posted on the College Navigator website, and should be written to be understood by students and parents.


Institution: CUNY Queens College (190664)

User ID: 36c0021

Part C - Disability Service

Please indicate the percentage of all undergraduates enrolled during fall 2010 who were formally registered as students with disabilities with the institution's office of disability services (or the equivalent office).

<input checked="" type="radio"/>	3 percent or less	
<input type="radio"/>	More than 3 percent:	<input type="text"/> %

 You may use the space below to provide context for the data you've reported above. These context notes will be posted on the College Navigator website, and should be written to be understood by students and parents.

Part D - Student Charges Questions**1. Are all full-time, first-time degree/certificate-seeking students required to live on campus or in institutionally-controlled housing?**

If you answer **Yes** to this question, you will not be asked to report off-campus room and board in the price of attendance (D11).

If you make any exceptions to this rule, and have first-time, full-time students living off-campus, please answer **No** so that this does not cause conflicts with the Student Financial Aid survey.

No

Yes

2. Does your institution charge different tuition for in-district, in-state, or out-of-state students?

If you answer **Yes** to this question, you will be expected to report tuition amounts for in-district, in-state, and out-of-state students.

Please only select **Yes** if you really charge different tuition rates, or you will be reporting the same numbers 3 times.

No

Yes

3. Does your institution offer institutionally-controlled housing (either on or off campus)?

If you answer **Yes** to this question, you will be expected to specify a housing capacity, and to report a room charge or a combined room and board charge (D10).

No

Yes

Specify housing capacity for academic year 2011-12

506

4. Do you offer board or meal plans to your students?

If you answer **Yes** to this question, you will be expected to report a board charge or combined room and board charge (D10).

No

Yes - Enter the number of meals per week in the maximum meal plan available

Yes - Number of meals per week can vary (e.g., students' charge meals against a meal card)

Part D - Undergraduate Student Charges

If the institution charges an application fee, indicate the amount.

	Amount	Prior year
<u>Undergraduate application fee</u>	65	65

5. Charges to full-time undergraduate students for the full academic year 2011-12

Please be sure to report an average tuition that includes all students at all levels (freshman, sophomore, etc.).

	<u>In-district</u>	<u>Prior year</u>	<u>In-state</u>	<u>Prior year</u>	<u>Out-of-state</u>	<u>Prior year</u>
All full-time undergraduates						
Average tuition	5,130	4,600	5,130	4,600	11,040	9,960
Required fees	477	477	477	477	477	477

6. Per credit hour charge for part-time undergraduate students

Please be sure to report an average per credit tuition that includes all students at all levels (freshman, sophomore, etc.).

	<u>In-district</u>	<u>Prior year</u>	<u>In-state</u>	<u>Prior year</u>	<u>Out-of-state</u>	<u>Prior year</u>
Per credit hour charge	215	195	215	195	460	415

Part D - Graduate Student Charges

If the institution charges an application fee, indicate the amount.

	Amount	Prior year
<u>Graduate application fee</u>	125	125

*Please do not include tuition for Doctor's Degree – Professional Practice programs.
Data for those programs are collected separately.*

7. Charges to full-time graduate students for the full academic year 2011-12

	<u>In-district</u>	<u>Prior year</u>	<u>In-state</u>	<u>Prior year</u>	<u>Out-of-state</u>	<u>Prior year</u>
Average tuition	8,210	7,360	8,210	7,360	15,360	13,800
Required fees	391	391	391	391	391	391

8. Per credit hour charge for part-time graduate students

	<u>In-district</u>	<u>Prior year</u>	<u>In-state</u>	<u>Prior year</u>	<u>Out-of-state</u>	<u>Prior year</u>
Per credit hour charge	345	310	345	310	640	575

Part D - Student Charges - Room and Board**10. What are the typical room and board charges for a student for the full academic year 2011-12?**

If your institution offers room or board at no charge to students, enter zero.

If you report room and board separately, leave the combined charge blank. If you report a combined charge, leave the room and board charges blank.

<u>Room and board charges</u>	<u>Amount</u>	<u>Prior year</u>
Room charge (Double occupancy)	9,540	8,920
Board charge (Maximum plan)	2,300	2,300
Combined room and board charge (Answer only if you CANNOT separate room and board charges.)	NA	

Part D - Student Charges - Price of Attendance

11. Cost (price) of attendance for full-time, first-time undergraduate students:

Please enter the amounts requested below. These data will be made available to the public on College Navigator. Data for prior years may be corrected. If your institution participates in any Title IV programs (Pell, Stafford, etc.), you must complete all information for the current year. *Estimates of expenses for books and supplies, room and board, and other expenses are those from the Cost of Attendance report used by the financial aid office in determining financial need. Please talk to your financial aid office to get these numbers, to ensure that you are reporting correct numbers.*

Leave items that do not apply blank and the system will fill in as "not applicable" or indicate that more information is needed. For example, if your institution was not open in 2008-09, leave those cells blank and call the Help Desk to override any errors. DO NOT attempt to overcome the errors by entering false data.

If the 2011-12 tuition and/or fees for entering students are covered by a tuition guarantee program, check the applicable box(es) under 'Tuition Guarantee'. Additionally, if the guarantee is not for a 0% increase, please indicate the maximum % increase guarantee. These numbers are expected to be fairly small. Please contact the Help Desk if you are confused about these values and how to report them.

Charges for full academic year	2008-09	2009-10	2010-11	2011-12		
Published tuition and required fees:					Tuition Guarantee (check only if applicable to entering students in 2011-12)	Guaranteed increase %
In-district Tuition	4,000	4,600	4,600	5,130	<input type="checkbox"/>	
Required fees	447	447	477	477	<input type="checkbox"/>	
Tuition + fees total	4,447	5,047	5,077	5,607		
PY tuition + fees total	4,447	5,047	5,077			
In-state Tuition	4,000	4,600	4,600	5,130	<input type="checkbox"/>	
Required fees	447	447	477	477	<input type="checkbox"/>	
Tuition + fees total	4,447	5,047	5,077	5,607		
PY tuition + fees total	4,447	5,047	5,077			
Out-of-state Tuition	8,640	9,960	9,960	11,040	<input type="checkbox"/>	
Required fees	447	447	477	477	<input type="checkbox"/>	
	9,087	10,407	10,437	11,517		

Tuition + fees total						
PY tuition + fees total	9,087	10,407	10,437			
Books and supplies	1,016	1,070	1,146	1,179		
On campus:						
Room and board	<input type="text"/>	<input type="text" value="11,125"/>	<input type="text" value="11,220"/>	<input type="text" value="11,840"/>		
Other expenses	<input type="text"/>	<input type="text" value="4,664"/>	<input type="text" value="4,724"/>	<input type="text" value="4,823"/>		
Room and board and other expenses	0	15,789	15,944	16,663		
Off campus (not with family):						
Room and board	<input type="text" value="10,201"/>	<input type="text" value="10,382"/>	<input type="text" value="10,361"/>	<input type="text" value="10,900"/>		
Other expenses	<input type="text" value="4,526"/>	<input type="text" value="4,664"/>	<input type="text" value="4,724"/>	<input type="text" value="4,823"/>		
Room and board and other expenses	14,727	15,046	15,085	15,723		
Off campus (with family):						
Other expenses	<input type="text" value="3,556"/>	<input type="text" value="3,672"/>	<input type="text" value="3,682"/>	<input type="text" value="3,824"/>		

+ You may use the space below to provide context for the data you've reported above. These context notes will be posted on the College Navigator website, and should be written to be understood by students and parents.

Required fees listed for full-time undergraduates at Queens College are applied to daytime students. Queens College offers an optional board plan for dormitory residents.

Part E - Athletic Association

1. Is this institution a member of a national athletic association?

- No
- Yes - Check all that apply
 - National Collegiate Athletic Association (NCAA)
 - National Association of Intercollegiate Athletics (NAIA)
 - National Junior College Athletic Association (NJCAA)
 - United States Collegiate Athletic Association (USCAA)
 - National Christian College Athletic Association (NCCAA)
 - Other

2. If this institution is a member of the NCAA or NAIA, specify the conference FOR EACH SPORT using the pull down menu.

Sport	NCAA or NAIA member		Conference
Football	<input checked="" type="radio"/> No	<input type="radio"/> Yes-Specify	Select One
Basketball	<input type="radio"/> No	<input checked="" type="radio"/> Yes-Specify	East Coast Conference
Baseball	<input type="radio"/> No	<input checked="" type="radio"/> Yes-Specify	East Coast Conference
Cross country and/or track	<input type="radio"/> No	<input checked="" type="radio"/> Yes-Specify	Eastern College Athletic Conference

Summary**Institutional Characteristics Component Summary
Academic Year Reporters**

IPEDS collects important information regarding your institution. All data reported in IPEDS survey components become available in the IPEDS Data Center and appear as aggregated data in various Department of Education reports. Additionally, some of the reported data appears specifically for your institution through the College Navigator website and is included in your institution's Data Feedback Report (DFR). The purpose of this summary is to provide you an opportunity to view some of the data that, when accepted through the IPEDS quality control process, will appear on the College Navigator website and/or your DFR. College Navigator is updated approximately three months after the data collection period closes and Data Feedback Reports will be available through the ExPT and sent to your institution's CEO in November 2012.

Please review your data for accuracy. If you have questions about the data displayed below after reviewing the data reported on the survey screens, please contact the IPEDS Help Desk at: 1-877-225-2568 or ipedshelp@rti.org.

GENERAL INFORMATION

Mission Statement	http://www.qc.cuny.edu/about/administration/Provost/Pages/College%20Mission.aspx
Are all the programs at your institution offered completely via distance education?	No
Special Learning Opportunities	Distance learning opportunities (e-learning) ROTC (Army Navy) Study abroad Weekend/evening college Teacher certification (below the postsecondary level)
Student Services	Academic/career counseling services Employment services for current students Placement services for program completers On-campus day care for children of students
Credit Accepted	Dual credit (college credit earned while in high school) Advanced placement (AP) credits
Undergraduate students enrolled who are formally registered with office of disability services	3 percent or less

PRICING INFORMATION

Estimated expenses for academic year for full-time, first-time students	2008-09	2009-10	2010-11	2011-12
In-district tuition and fees	\$4,447	\$5,047	\$5,077	\$5,607
In-state tuition and fees	\$4,447	\$5,047	\$5,077	\$5,607
Out-of-state tuition and fees	\$9,087	\$10,407	\$10,437	\$11,517
Books and supplies	\$1,016	\$1,070	\$1,146	\$1,179
On Campus Room and Board	N/A	\$11,125	\$11,220	\$11,840
On Campus Other Expenses	N/A	\$4,664	\$4,724	\$4,823
Off Campus Room and Board	\$10,201	\$10,382	\$10,361	\$10,900

PRICING INFORMATION

	Off Campus Other Expenses	\$4,526	\$4,664	\$4,724	\$4,823
	Off Campus with family Other Expenses	\$3,556	\$3,672	\$3,682	\$3,824
Average undergraduate student tuition and fees for academic year 2011-12	Tuition			Fees	
	In-district		\$5,130		\$477
	In-state		\$5,130		\$477
	Out-of-state		\$11,040		\$477
Average graduate student tuition and fees for academic year 2011-12	Tuition			Fees	
	In-district		\$8,210		\$391
	In-state		\$8,210		\$391
	Out-of-state		\$15,360		\$391
Alternative tuition plans	Prepaid tuition plan Tuition payment plan				

ADMISSIONS INFORMATION

Open admission	No			
Undergraduate application fee 2011-12	\$65			
Undergraduate Admissions Fall 2010	Total	Male	Female	
	Number of applicants	18,453	8,313	10,140
	Percent admitted	30%	30%	30%
	Percent admitted who enrolled	27%	26%	27%
Admissions Considerations	Required	Recommended		
	Secondary school GPA Secondary school record Completion of college-preparatory program Admission test scores (SAT/ACT) TOEFL (Test of English as a Foreign language)	N/A		
Test Scores Fall 2010 (enrolled full-time students)	# Submitting Scores	% Submitting Scores		
	SAT	1,090	73%	
	ACT	N/A	N/A	
	25 th Percentile	75 th Percentile		
	SAT Critical Reading	490	580	
	SAT Math	530	610	
	SAT Writing	N/A	N/A	
	ACT Composite	N/A	N/A	
	ACT English	N/A	N/A	
	ACT Math	N/A	N/A	
	ACT Writing	N/A	N/A	

Edit Report

Institutional Characteristics

Institution: CUNY Queens College (190664)

Source	Description	Severity	Resolved	Options
Screen: Selection Process				
Screen Entry	The number of enrolled first-time, degree/certificate seeking students that submitted test scores should be greater than or equal to the total number of first-time students enrolled full-time and part-time. Please fix or explain. (Error #11232)	Explanation	Yes	Back to survey data
Reason: CUNY freshmen may demonstrate required academic proficiency through several methods including SAT scores in order to be admitted to a four year college. Additional methods are the New York State Regents exams and the CUNY Basic Skills exams in reading, writing and math.				
Screen Entry	You reported the number of students who submitted SAT test scores but you did not enter any percentiles. Please explain or fix. (Error #11172)	Explanation	Yes	Back to survey data
Reason: CUNY does not require the writing SAT.				
Screen Entry	You reported the number of students who submitted SAT test scores but you did not enter any percentiles. Please explain or fix. (Error #11172)	Explanation	Yes	Back to survey data
Reason: CUNY does not require the writing SAT.				
Screen: Grad Tuition				
Screen Entry	The application fee is more than \$100. Please explain. (Error #11106)	Explanation	Yes	Back to survey data
Reason: Graduate school application fees at CUNY have been more than \$100 for several years.				
Screen: Price of Attendance				
Screen Entry	The room and board amount is expected to be greater than 500. Please correct your data or contact the IPEDS Help Desk for assistance at 1-877-225-2568. (Error #11209)	Fatal	Yes	Back to survey data

Reason: Overridden by administrator. On-campus room/board not offered in 2008-09, JI.

Screen Entry	The other expenses amount is expected to be greater than 100. Please correct your data or contact the IPEDS Help Desk for assistance at 1-877-225-2568. (Error #11211)	Fatal	Yes	Back to survey data
--------------	--	-------	-----	---------------------

Reason: Overridden by administrator. On-campus room/board not offered in 2008-09, JI.

Screen Entry	Price for on-campus room and board is not within the expected range when compared with prior year data. Please explain. (Error #11120)	Explanation	Yes	Back to survey data
--------------	--	-------------	-----	---------------------

Reason: Queens opened a college dormitory in 2010.

Screen Entry	This value should be within 20% of prior year. (Error #11110)	Explanation	Yes	Back to survey data
--------------	---	-------------	-----	---------------------

Reason: Queens college opened a dormitory in 2010. Prior years are not comparable.