

# TRANSFER STUDENT FINANCIAL AID OVERVIEW

QUEENS COLLEGE EDITION

To click any of the linked texts or buttons, put the slides in presentation mode.

# TRANSFER FINANCIAL AID

CUNY Queens College School Codes
FAFSA: 002690
TAP: 1416

Applying for financial aid involves two key steps:

1. finding out when you need to apply by
2. determining which applications you need to submit.

### Step 1: Know Your Deadline

- (Currently) Applying for entry August 2024 (Fall 2024 → fill out the FAFSA and TAP forms **AS SOON AS POSSIBLE**
- Transfer students should fill out financial aid forms shortly after October 1<sup>st</sup> (opening of FAFSA/TAP) the year prior to transferring
  - Ex. QC Fall 2024 start = FAFSA/TAP Application in December 2023<sup>\*\*</sup>. Federal Student Aid began processing FAFSA apps on March 10th.

### Step 2: Complete and Submit Financial Aid Documents

	Federal Aid	NY State Aid
<b>U.S. Citizens, Permanent Residents, and Eligible Non-Citizens</b>	<u>FAFSA</u>	<u>TAP</u> (NY residents only)
<b>Undocumented</b>	N/A	<u>TAP</u> (NY residents only)

**\*\*Typically, FAFSA opens on October 1<sup>st</sup>.**

# WHAT IS FAFSA?

The 2024–25 *Free Application for Federal Student Aid* (FAFSA®) Form.

It is a form that students in the United States fill out to apply for financial aid for higher education, including grants (**PELL**), [work-study opportunities](#) (maintained by Financial Aid Office), and loans.

The information provided on the FAFSA is used by colleges and universities to determine a student's eligibility for financial aid and to calculate the amount of aid they may receive.

## Some Changes to 2024-25 FAFSA

**FSA ID Required** (username and password can only be created if you a social security #)

**Roles** → \*YOU\* will select **STUDENT (applicant)**

**Contributors** → Parents or Spouses

Retrieval and Transferal of tax information via **IRS Direct Data Exchange** (replacing IRS Data Retrieval Tool)

Students and Parents can fill out FAFSA form (**BUT we want YOU to do it ☺**)

**Dependent Students** must invite parent(s) to contribute to their form.\*\*\*

**Independent Students** must invite spouses to contribute to their form.

**Dependent Student's Parents** must invite spouses to contribute to their form.

Transfer FAFSA information to TAP application.

No longer need to start a renewal application; just modify year by year.

# FAFSA CHECKLIST: DEPENDENT STUDENTS

**(USE OUR Q-STEM FAFSA ID WORKSHEET)**

For the 2024–2025 school year, you will need your 2022 income information.

FSA ID

Social Security number (SSN), legal name, date of birth, and email address

2022 federal income tax returns (including all applicable schedules)

Current bank statements

**If you aren't a U.S. citizen, you'll also need:**

Your U.S. Permanent Resident Card (Form I-151 or I-551C) or Arrival-Departure Record (I-94) with an eligible status

**If applicable, you will also need:**

Current business and investment mortgage information, business and farm records, and stock, bond, and other investment records



Q-STEM  
Academy  
BRIDGING OPPORTUNITY & SUCCESS



**STUDENTS: Create Your Federal Student Aid Account (FSA ID)**

When you set up your Student Aid account you'll create your FSA ID, a username and password that gives you access to Federal Student Aid's online systems and serves as your legal signature. You can only have one FSA ID, as it's tied to your Social Security number. **Your FSA ID must be created and matched by the Social Security Administration before you can start your FAFSA, so create it at least a week prior to filing.**

Only create an FSA ID using your own information and for your own use. The same FSA ID is used to access and complete the FAFSA, sign federal loan documents, and access student loan information. You'll need your FSA ID for years to come, so use this form to keep track of information associated with it and store this form in a secure location.

**To create an account, go to StudentAid.gov and click on "Create Account."** When creating your FSA ID, use an email address you're certain you'll have access to for years to come. Graduating seniors: your high school email access will expire over the summer. Don't use your high school email address! Now is the time to create a new email account. **You must have access to your email (and ideally your mobile phone as well) when creating your FSA ID.**

### Student Information

Email Address: \_\_\_\_\_ Username: \_\_\_\_\_

Password: \_\_\_\_\_ Mobile Phone Number: \_\_\_\_\_

Answers to Challenge Questions (answers are case sensitive)

Challenge Question/Answer 1 :

\_\_\_\_\_

Challenge Question/Answer 2:

\_\_\_\_\_

Challenge Question/Answer 3:

\_\_\_\_\_

Challenge Question/Answer 4:

\_\_\_\_\_

When you set up the required two-step verification, you will be assigned a backup code. Your backup code lets you access your account if you can't use any other two-step verification method. A backup code can only be used once. To generate a new backup code, log into your account at StudentAid.gov, click on Settings >Two Factor Verification > Generate a New Back Up Code. **Write your backup code here:** \_\_\_\_\_

# FAFSA CHECKLIST: INDEPENDENT STUDENTS

**(USE OUR Q-STEM FAFSA ID WORKSHEET)** →

For the 2024–2025 school year, you will need your 2022 income information.

FSA ID (If you are married and your spouse files separate tax returns, your spouse will also need one.)

Social Security number (SSN), legal name, date of birth, and email address

Your (if married, your spouses) 2022 federal income tax returns (including all applicable schedules), 2022 W-2 forms, and other records of money earned Current bank statements

## If you aren't a U.S. citizen, you'll also need:

Your U.S. Permanent Resident Card (Form I-151 or I-551C) or Arrival-Departure Record (I-94) with an eligible status

## If applicable, you will also need:

Current business and investment mortgage information, business and farm records, and stock, bond, and other investment records



Q-STEM  
Academy  
BRIDGING OPPORTUNITY & SUCCESS



**STUDENTS: Create Your Federal Student Aid Account (FSA ID)**

When you set up your Student Aid account you'll create your FSA ID, a username and password that gives you access to Federal Student Aid's online systems and serves as your legal signature. You can only have one FSA ID, as it's tied to your Social Security number. Your FSA ID must be created and matched by the Social Security Administration before you can start your FAFSA, so create it at least a week prior to filing.

Only create an FSA ID using your own information and for your own use. The same FSA ID is used to access and complete the FAFSA, sign federal loan documents, and access student loan information. You'll need your FSA ID for years to come, so use this form to keep track of information associated with it and store this form in a secure location.

To create an account, go to [StudentAid.gov](https://studentaid.gov) and click on "Create Account." When creating your FSA ID, use an email address you're certain you'll have access to for years to come. Graduating seniors: your high school email access will expire over the summer. Don't use your high school email address! Now is the time to create a new email account. You must have access to your email (and ideally your mobile phone as well) when creating your FSA ID.

### Student Information

Email Address: \_\_\_\_\_ Username: \_\_\_\_\_

Password: \_\_\_\_\_ Mobile Phone Number: \_\_\_\_\_

Answers to Challenge Questions (answers are case sensitive)

Challenge Question/Answer 1 :

\_\_\_\_\_

Challenge Question/Answer 2:

\_\_\_\_\_

Challenge Question/Answer 3:

\_\_\_\_\_

Challenge Question/Answer 4:

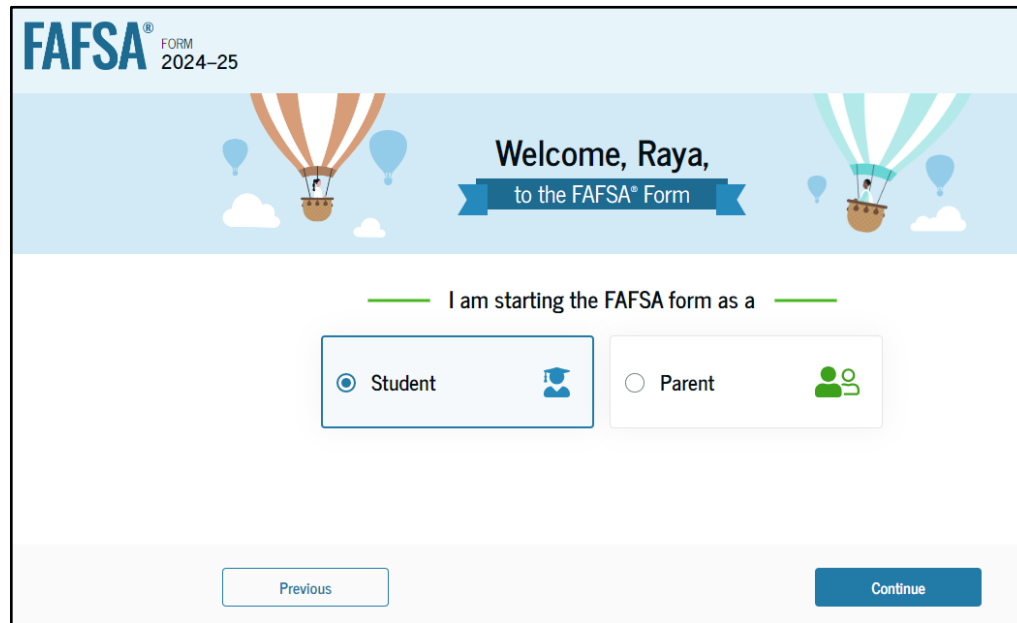
\_\_\_\_\_

When you set up the required two-step verification, you will be assigned a backup code. Your backup code lets you access your account if you can't use any other two-step verification method. A backup code can only be used once. To generate a new backup code, log into your account at [StudentAid.gov](https://studentaid.gov), click on Settings > Two Factor Verification > Generate a New Back Up Code. Write your backup code here: \_\_\_\_\_

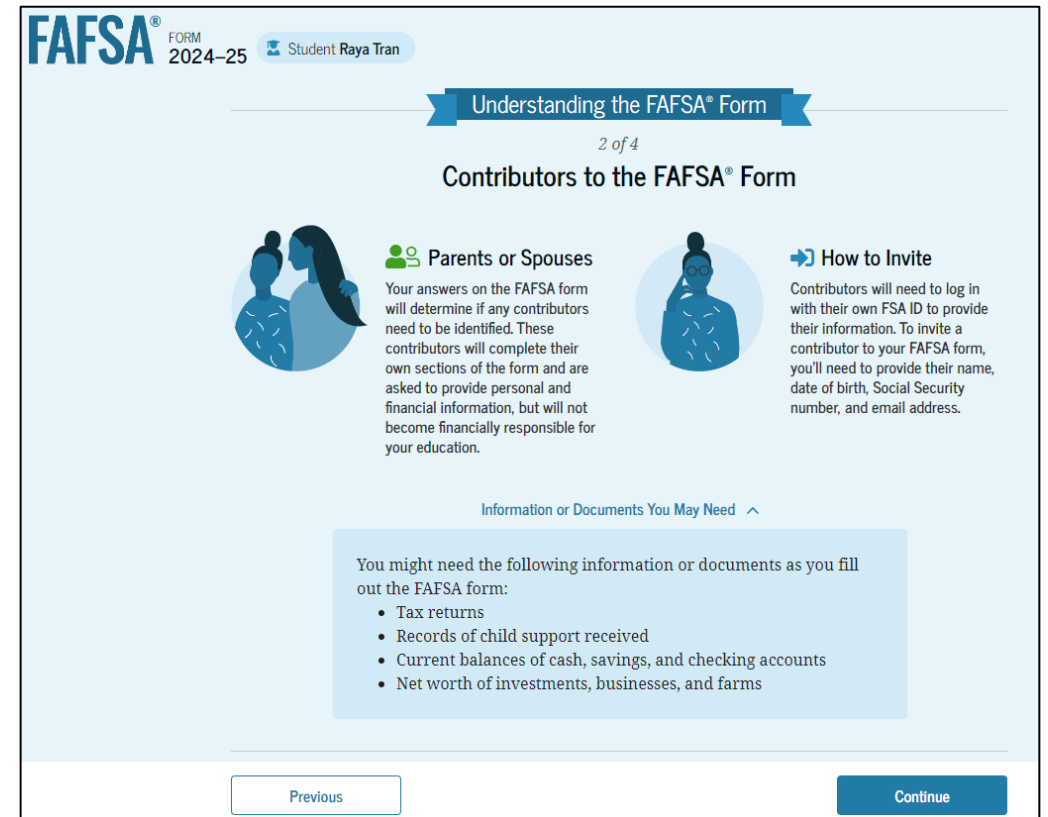
# STUDENTS & CONTRIBUTORS

The second FAFSA® onboarding page provides information about the different roles that may be required to participate in the student's FAFSA form and documents that may be needed to fill out the form.

After logging in, the student can select the applicable role to fill out the FAFSA® form: "Student," or "Parent." The student selects "Student."



The screenshot shows the FAFSA 2024-25 onboarding page. At the top left, it says "FAFSA FORM 2024-25". The main heading is "Welcome, Raya, to the FAFSA Form". Below this, there is a section titled "I am starting the FAFSA form as a" with two options: "Student" (selected with a radio button and a graduation cap icon) and "Parent" (with an unselected radio button and a family icon). At the bottom, there are "Previous" and "Continue" buttons.



The screenshot shows the second page of the FAFSA 2024-25 onboarding process. The user is identified as "Student Raya Tran". The page title is "Understanding the FAFSA Form" (2 of 4) and the main heading is "Contributors to the FAFSA Form". There are two main sections: "Parents or Spouses" and "How to Invite".

**Parents or Spouses**  
Your answers on the FAFSA form will determine if any contributors need to be identified. These contributors will complete their own sections of the form and are asked to provide personal and financial information, but will not become financially responsible for your education.

**How to Invite**  
Contributors will need to log in with their own FSA ID to provide their information. To invite a contributor to your FAFSA form, you'll need to provide their name, date of birth, Social Security number, and email address.

**Information or Documents You May Need**

You might need the following information or documents as you fill out the FAFSA form:

- Tax returns
- Records of child support received
- Current balances of cash, savings, and checking accounts
- Net worth of investments, businesses, and farms

At the bottom, there are "Previous" and "Continue" buttons.

**Expect the process to take 1 hour**

# PERSONAL CIRCUMSTANCES

All the usual information about YOU & parental information.

The student is asked to enter personal information about their parents in order to send them an invite to their FAFSA® form. In this scenario, the student invites one parent.

FAFSA® FORM 2024-25 Student Raya Tran Save FAFSA Menu

1 Personal Circumstances 2 Demographics 3 Financials 4 Colleges 5 Signature

### Invite Parents to your FAFSA® Form

You will need to provide information for your parents  
Based on your answers in the previous section, you'll need to provide information about both of your parents on your FAFSA form. You can invite your family members to your form to help you complete all required sections.

Enter names of parents, identified on the prior page, and we'll send electronic requests on your behalf.  
Please make sure to provide information that your parents would use to login to StudentAid.gov.

**Parent**

First Name: Alcina  
Last Name: Tran  
Date of Birth: 05/05/1973

**Parent Spouse (optional)**

First Name:   
Last Name:   
Date of Birth: / /

Social Security Number (SSN) SHOW ⓘ

My parent doesn't have a SSN

Email Address: alcinatan@school.edu

Confirm Email Address: alcinatan@school.edu

Invite Parent

Social Security Number (SSN) HIDE ⓘ

My parent doesn't have a SSN

Email Address:

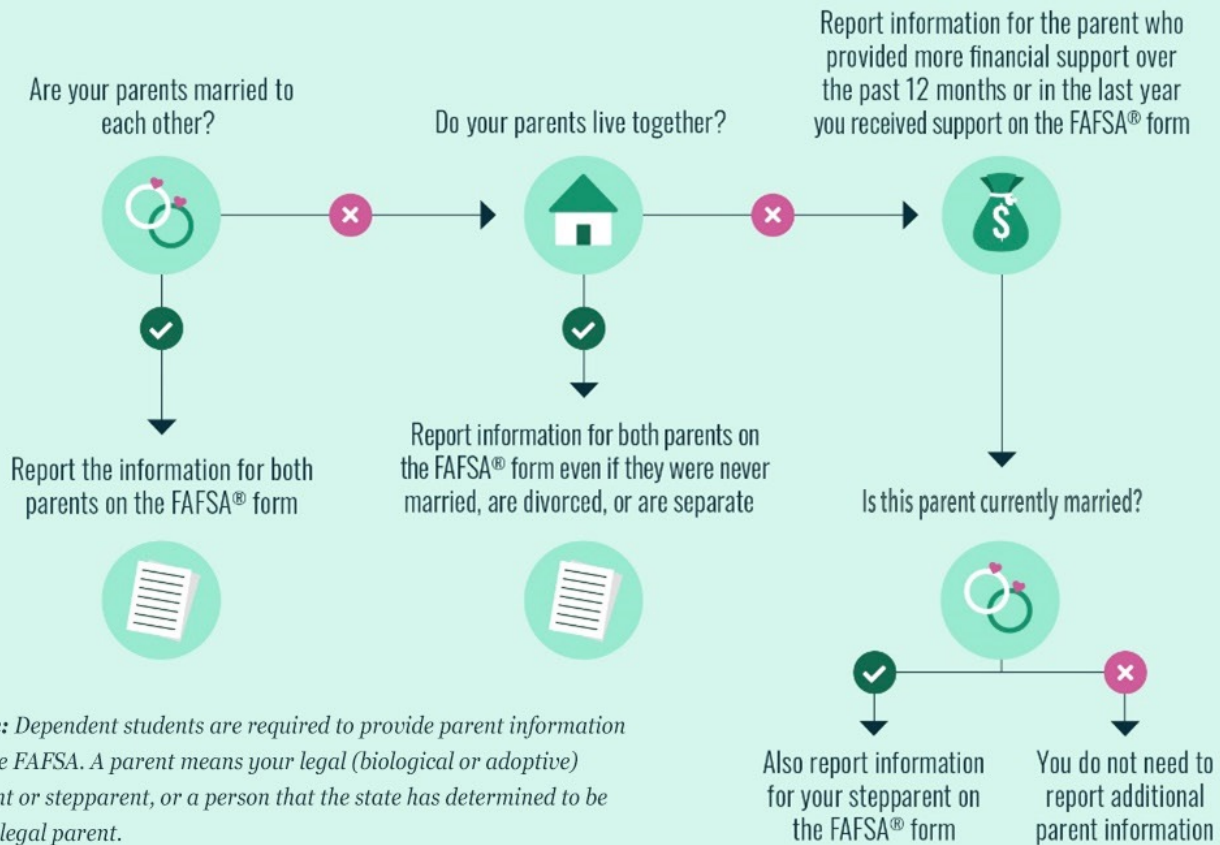
Confirm Email Address:

Invite Parent

Previous Continue

# WHO'S MY PARENT?

## Who's My Parent When I Fill Out My FAFSA® Form?



The following people are not your parents unless they have legally adopted you:

- Widowed Stepparent
- Grandparents
- Foster Parents
- Older Brothers or Sisters
- Aunts or Uncles



# TAX RETURN INFORMATION

The student is asked questions about their 2022 tax return and assets. The student enters a response in each entry field.

FAFSA<sup>®</sup> FORM 2024-25 Student Raya Tran Save FAFSA Menu

Personal Circumstances Demographics **Financials** Colleges Signature

### Student 2022 Tax Return Information

Refer to the student's 2022 tax return to answer the following questions.

Convert all currency to U.S. dollars.

**Amount of College Grants, Scholarships, or AmeriCorps Benefits Reported as Income to the IRS (optional)**

The student paid taxes on these grants, scholarships, or benefits. These usually apply to those renewing their FAFSA<sup>®</sup> form, not to first-time applicants.

\$  .00 ⓘ

**Foreign Earned Income Exclusion**

\$  .00

Previous Continue

FAFSA<sup>®</sup> FORM 2024-25 Student Raya Tran Save FAFSA Menu

Personal Circumstances Demographics **Financials** Colleges Signature

### Student Assets

**Current Total of Cash, Savings, and Checking Accounts**

Don't include student financial aid

\$  .00

**Current Net Worth of Businesses and Investment Farms**

Enter the net worth of the student's businesses or for-profit agricultural operations. Net worth is the value of the businesses or farms minus any debts owed against them.

\$  .00

**Current Net Worth of Investments, Including Real Estate**

Don't include the home the student lives in. Net worth is the value of the investments minus any debts owed against them.

\$  .00

Previous Continue

# REVIEW PAGE

The review page displays the responses that the student has provided in the FAFSA® form. The student can view all their responses by selecting "Expand All" or expand each section individually. To edit a response, the student can select the question's hyperlink and will be taken to the corresponding page. Additionally, since the student invited their parent into the form, they see the parent contributor section and the status of their parent's invite.

FAFSA® FORM 2024-25 Student Raya Tran Save FAFSA Menu

Take a moment to review before signing

Expand the sections below to review and edit the information you've entered before you sign your portion of the form.

Student Sections Expand All

- Introduction Personal Identifiers
- Section 1 Personal Circumstances
- Section 2 Demographics
- Section 3 Financials
- Section 4 Colleges
- Section 5 Signature

### Parent Contributor Section

This Section is Shared With 2 Contributors

Your FAFSA form is shared with the individuals listed below. You can request, manage, or remove signatures and contributions from this page or in your FAFSA form.

Parent Contributors	Date Request Sent	Status	Edit
Alcina Tran	07/13/2024	Invite Sent	
Travis Tran	07/13/2024	Invite Sent	

Previous Continue

# STUDENT SECTION COMPLETED

Upon signing the student section, the student is presented the student section complete page. This page displays information for the student about next steps, including tracking their FAFSA® form. The student is reminded that their form is not completed and can't be submitted until the parent completes the contributor section of the form and signs it. Next, in this scenario, the student's invited parent will enter the FAFSA form and complete the parent section.

The screenshot shows the FAFSA 2024-25 student section complete page for Student Raya Tran. The page features a light blue background with hot air balloon illustrations. A central banner reads "You're Almost There! The Student Section is complete!". Below this, a section titled "Parent Contributors" contains a white box with the text: "Requirements for Dependent Students: Your FAFSA form is not complete until your parents complete the contributor section of the form and sign it. Once completed, your FAFSA form will be submitted for processing." Below this is a table with columns for "Parent Contributors", "Date Request Sent", and "Status".

Parent Contributors	Date Request Sent	Status
Alcina Tran	07/13/2024	Invite Sent <a href="#">Edit</a>
Travis Tran	07/13/2024	Invite Sent <a href="#">Edit</a>

At the bottom, a dark blue footer contains the text "Track and Manage Your FAFSA Application and Your Contributors" and a "View Status" button. Below this, a message states: "This application has been added to My Activity in your StudentAid.gov account. Go there to:" followed by a list of instructions:

- Review, edit, or cancel any FAFSA application information.
- Revise your household size, contact your schools.
- Start your state application to apply for state-based financial aid

# STUDENT SECTION COMPLETED

## Here's What You Can Do Next



### Check Your Email

You will receive an email version of this page at the following email address:  
rayaatran@gmail.com.



### Your FAFSA® Form Still Needs Contributor Information

The contributor(s) you selected will receive an email invitation to join your form every seven days until the application is complete.

## Things You Should Know



### View Your FAFSA® Submission Summary

Once your application is complete and submitted, you can view your FAFSA Submission Summary, a summary of the information you provided on your FAFSA form. You'll be able to access the FAFSA Submission Summary one to three days after you submit your application by logging back in with your account username and password (FSA ID).



### Questions About Your Eligibility For Aid?

Visit the "FAFSA Help" page for more information.

[Get Help >](#)

We strongly recommend that your parent(s) complete their own section. If that isn't possible, you can manually provide their information, but you will not be eligible for federal student aid, including grants and loans, until they provide consent and sign the form.


[Provide Parent Information Manually >](#)

# EMAIL YOUR PARENTS WILL RECEIVE

This is NOT a view within StudentAid.gov nor the FAFSA® form. This view demonstrates a parent opening the FAFSA invitation from their email. The parent selects “Log In” and is taken to StudentAid.gov.

Federal Student Aid

## Help Complete [StudentFirstName]'s Form



[Contributor First Name],

[StudentFirstName] [StudentLastInitial] can't be eligible for federal student aid without your input. Help them complete the *Free Application for Federal Student Aid (FAFSA®)* form.

**Providing information as a contributor does not make you financially responsible for [StudentFirstName]'s education costs.** Completing the FAFSA form is how they qualify for student aid including

- Federal Pell Grants,
- federal student loans,
- state financial aid, and
- school financial aid.

[Log in with your FSA ID (account username and password) to complete your section.]

**Note: Forms are deleted after 45 days of inactivity.**

Don't recognize [StudentFirstname]? Read [\[Help topic title\]](#).



[Log In](#)

### Why You Were Invited

Without your input, [StudentFirstName] won't be eligible for federal student aid.


### Reasons To Finish Early


Here's why it's a good idea to finish as soon as possible:

-  States and schools have different deadlines for student aid. Check the ["FAFSA® Deadlines"](#) page for more information.
-  You may need extra time to make corrections after you submit.

### Can't find [StudentFirstname]'s Form?

Read [\[help topic title\]](#).


 [Sign up for text alerts](#) to stay updated on our grant programs, loan forgiveness programs, repayment plans, and information about your loans.



This email was sent by: Office of Federal Student Aid  
U.S. Department of Education  
400 Maryland Ave. SW  
Washington, DC, 20002, US

Please do not reply to this email. Messages sent to this email address are not monitored. If you wish to contact us, please use the [StudentAid.gov contact page](#). For more information about financial aid, visit [StudentAid.gov](#).

# AFTER SUBMITTING THE FAFSA FORM

**FAFSA**<sup>®</sup> FORM 2024–25  Student Raya Tran

Understanding the FAFSA<sup>®</sup> Form

4 of 4

## After Submitting the FAFSA<sup>®</sup> Form

After submission, you'll need to check on the status of your FAFSA<sup>®</sup> form and make corrections, if required.

- Your form will be processed in 1–3 days.
- You'll receive a FAFSA Submission Summary. It will include the Student Aid Index (SAI), a number used to determine federal student aid eligibility.
- Schools will use your SAI to create your financial aid offer that explains the types and amounts of aid they are offering you. Most schools will wait to send you an aid offer only after they accept you for admission.

# FAFSA Submission Summary Landing Page

The student receives a FAFSA Submission Summary for their processed FAFSA® form and any subsequent corrections that they submit. The FAFSA Submission Summary is broken into four tabs: Eligibility Overview, FAFSA Form Answers, School Information, and Next Steps. At the top, the student will see information about when their form was received and processed. They also have the option to print their FAFSA Submission Summary to keep for their records.

< Back Print This Page

**FAFSA**® FORM 2024-25 **FAFSA Submission Summary**

Student **Raya Tran**    Application Received **Sept. 10, 2024**    Application Processed **Sept. 12, 2024**    Data Release Number **2572**    Viewing: **Submission 1**

[Eligibility Overview](#)   [FAFSA Form Answers](#)   [School Information](#)   [Next Steps](#)

**Your Student Aid Index (SAI)**

Your SAI is a number used by your school to determine your federal student aid eligibility and to build your financial aid offer

**-355**

[What does this mean?](#)

[Eligibility Overview](#)   [FAFSA Form Answers](#)   [School Information](#)   [Next Steps](#)

**Estimated Federal Student Aid**

**Federal Pell Grant**    Up to **\$4,556**

A Federal Pell Grant is awarded to undergraduate students who have financial need and who have not earned a degree or are in a teacher certification program. Federal Pell Grants don't need to be repaid.

**Federal Direct Loans**    Up to **\$4,556**

A federal direct loan is money lent by the government to you that you must repay with interest.

**Federal Work-Study**    **You May Be Eligible**

Federal Work-Study is a way for students to earn money to pay for school through part-time jobs on or off campus.

*Amounts shown here are only estimates of federal student aid based on full-time enrollment and the average cost of attendance. Your school will determine how much student aid to offer you, which may include additional aid from your school or state.*

[Learn more about financial aid](#)

**Keep in mind, this is only an estimate**

Always refer to your school's financial aid offer for a final determination of financial aid available.

# FAFSA TIPS & TRICKS:

## 4 FAFSA Secrets/Tips:

**Apply Early:** Secure maximum aid by submitting your FAFSA promptly; funds are distributed on a first-come, first-served basis.

**Always Apply:** Keep your options open by submitting the FAFSA yearly, ensuring eligibility for various aid types.

**Apply Yearly:** Update your information annually to reflect changes in financial circumstances or academic status, maintaining eligibility for aid throughout your college journey.

Try using the [Federal Student Aid Estimator](#) to get a generalized ballpark estimate.

The New York State [Tuition Assistance Program \(TAP\)](#)

Same documentation needed as for FAFSA.

[NYS Excelsior Scholarship](#)

Similar documentation needed as for FAFSA.





# QUEENS COLLEGE OPPORTUNITIES

Scholarships, Programs, Jobs, etc.

# IMPORTANT OF FAFSA FILING FOR QC

The FAFSA plays a crucial role in assessing a student's financial need and eligibility for various types of financial aid programs at the federal, state, and institutional levels. It's essential for students to complete the FAFSA accurately and on time to maximize their opportunities for financial assistance.

Federal Aid Eligibility

State Aid Eligibility

Institutional Aid Eligibility (Internal Scholarships, ACE)

[Work-Study Eligibility](#)

Need-Based Scholarships & Funding (Internal/External, ACE, CUNY Edge)

Merit-Based Aid Consideration (Internal/External Scholarships and funding)



# TRANSFER HONORS @ QC

**The Queens College Transfer Honors Program** is for highly motivated students like you!

- Scholarships ranging from \$1,000 to full-tuition per semester for up to two years.
- Small honors classes that emphasize discussion and group projects.
- Dedicated academic advisors who support your transition to QC and aid in identifying mentors, applying for awards, and preparing for graduate study or career placement.
- Priority consideration to competitive majors and honors programs.
- Priority registration.
- Preferred consideration for on-campus housing.

To be eligible, you must have a minimum cumulative GPA of 3.5+ and at least 60 credits upon entry to Queens College.

Receipt of Associate Degree Preferred.

# TRANSFER HONORS @ QC: IMPORTANT INFO

## Application Opens

**Spring Entry:** October 15

**Fall Entry:** March 15

## Priority Deadlines

**Spring Entry:** December 1

**Fall Entry:** May 1

Applications received after this date will be reviewed on a rolling basis.

## THP Open House

**Fall Entry:** Friday, April 5 @ 1:00pm – 2:00pm

Optional, campus tour follows!

## What will you need to apply?

- Official Transcript (Mailed to QC)
- Application
- Essay
- Writing Sample (an academic essay from a class)
- Recommendation Letter

[Application](#)

[THP Website](#)

[Open House RSVP](#)

# INTERNAL & EXTERNAL SCHOLARSHIPS

## Direct Admit Day Website

(Here you can find this presentation and a list of scholarships compiled by Office of Honors and Scholarships)

QC Internal Scholarships Page

QC Scholarship Database

QC External Scholarships Page



Sign In

Opportunities

### Our Opportunities

Show Filters

Queens College is committed to assisting students through scholarships; we provide information about awards available on campus, as well as prestigious national programs. Scholarships may be based on academic merit, financial need, program of study, and student year. At any stage in your education, we encourage you to stop by the office to explore your options and find out how to pursue them.

The scholarship list below highlights the opportunities available through Queens College. Other external scholarships are available on the CUNY website. Apply to all the scholarships for which you qualify and check back to see if additional ones are available. If you do not see a deadline listed, the award may not be available at the moment.

Please use the "Show Filters" button at the top of the page to see a list of opportunities in each department, as well as department contact information if you would like additional details for specific awards.

Please be advised that some opportunities have a second application that you must complete. The additional application will have (an) additional question(s) relevant to that particular award. Therefore, please click on all opportunities that you think you might be eligible for to see if there are additional questions that you must respond to.

Please note that our scholarship review committees will see some of your relevant information as it appears in CUNY First. Please make sure that your data is correct. This information is downloaded once/week so we might not see any changes/updates immediately.

If your QC e-mail account or CAMS account are not set up properly your application cannot be processed. Please make sure that these accounts are set up and that you check your e-mail often.

PLEASE NOTE: Some awards require that students be full-time for the semester(s) that they are funded. Please check the award criteria for the credit requirements to ensure you can meet them.

Search by Keyword

Award	Name	Actions
Award Amounts May Vary	<b>Beberfall Law Scholarship</b> To be awarded to a graduating student majoring in History who plans to...	Deadline 04/05/2024
\$250 - \$1,000	<b>Eric Altmann Scholarship</b> For a student who shows financial need.	Ended
\$250 - \$1,000	<b>The Herbert Bienstock Scholarship</b> The Herbert Bienstock Scholarship will recognize students for excellence...	Ended
Award Amounts Vary	<b>Robert P. Antler Class of '66 Scholarship Fund</b> To fund one full year of tuition at Queens College. The scholarship...	Ended
Award Amounts Vary	<b>Undergraduate Student Support</b> For the purpose of benefitting two students who demonstrate financial...	Ended

# POTENTIAL FOR ASAP → ACE

ACE Interest Form

Our team will be working on ensuring a seamless transition from ASAP to ACE.



A free unlimited MetroCard

Or on-campus parking



Textbook assistance to reduce (or eliminate) the cost of textbooks



A scholarship covering tuition and mandatory fees for any gap left after applying your financial aid award (for students in receipt of financial aid)



A dedicated advisor to guide your progress from entry to graduation



Special registration options that help you get the classes you need that also fit your schedule



Opportunities to take classes with fellow ASAP/ACE students to foster community and build your network



Build NACE career development competencies with our Career Specialists and academic support services

## Eligibility

- Accepted as a transfer student and committed to attending QC full-time
- Will have earned an Associate in Arts (AA) or Science (AS) degree by the time you join us
- No more than 80 transfer and QC credits and in good academic standing
- Majoring in one of the ACE-supported majors - (BIOL, ENSCI, CS in the works)
- New York State resident and/or qualified for in-state tuition
- Completed FAFSA (Federal) and TAP (NYS) financial aid applications

# QC-SPONSORED AND GRANT-FUNDED OPPORTUNITIES

CIRE (Year-long research)

TS3 (Different application; 6k for the year w/ research in the summer)

Sherman Fairchild Fund (Research for the summer)

Potential for QC-sponsored programs

S-STEM (Up to 10k a year)

QC Service Core

# QUESTIONS?

