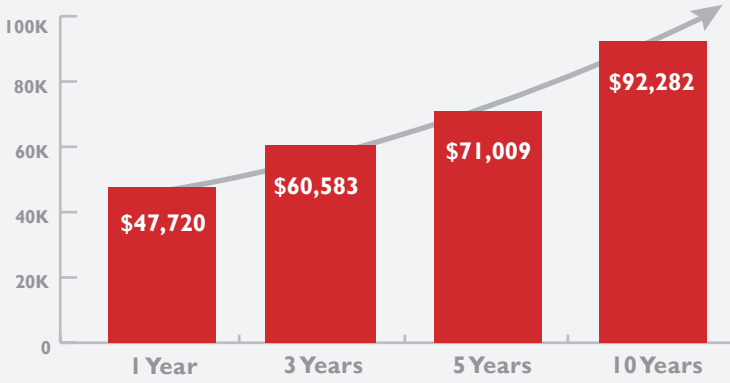


Salary Overview

Ten Year Overview for Cohorts of 2002–2021

CUNY Wage Dashboard Data

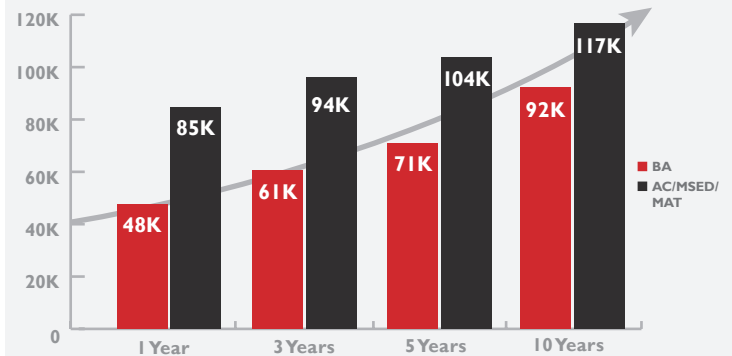
Median Salary for FT Employed Baccalaureate Graduates*



Ten years after graduation, median salaries increase by 93%.

Below is a comparison of BA* vs. AC/MSED/MAT** Median Salaries. SEYS AC/MSED/MAT graduates earn median salaries 25–37K higher than SEYS BA graduates throughout their early careers.

*Wage data for ART, BIOL, ENGL, MATH, SOC, and SPAN 7-12 BA programs only. No other data available.
**No data for INSTECH-AC.



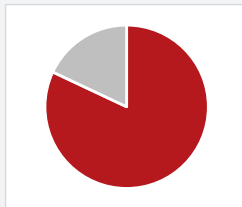
Further Education

Overview for Cohorts of 2013–2019

National Student Clearinghouse Data

Most

Queens College graduates from the Department of Secondary Education & Youth Services Outcomes enroll for further education.



Top Graduate Schools Attended

#1 Queens College



#2 Touro College



#3 College of Saint Rose



Top Degree Programs Completed



Education 7-12



Special Education



TESOL



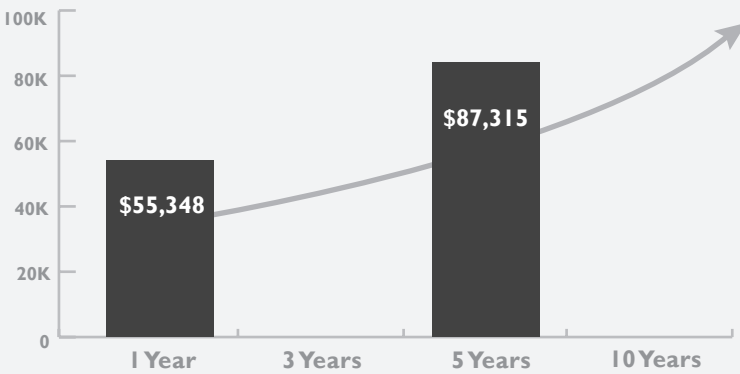
Elementary Education



English

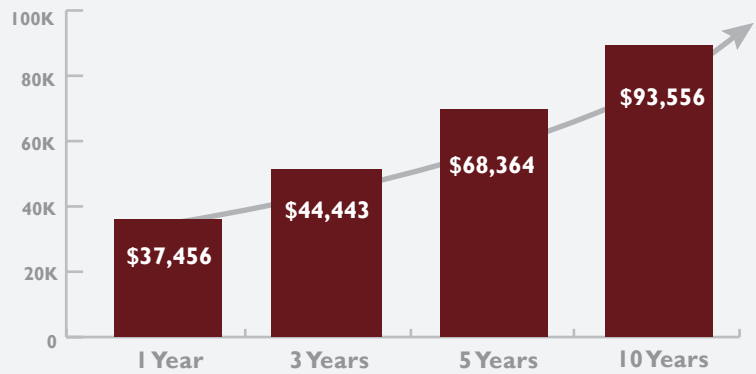
Salary Continued

Median Salary for FT Employed SPAN 7-12 BA Graduates



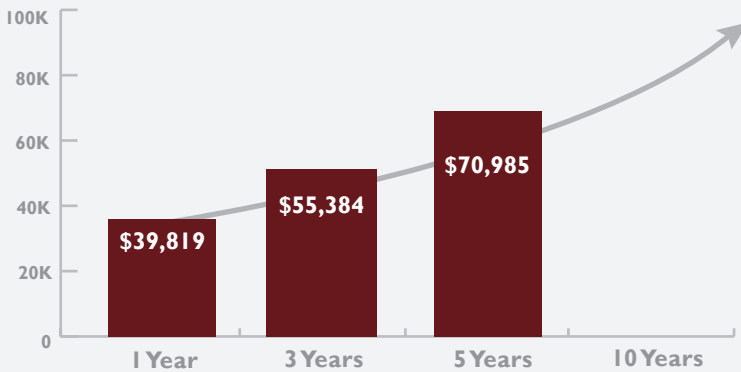
Ten years after graduation, median salaries increase by 58%.

Median Salary for FT Employed ARTED-BFA Graduates



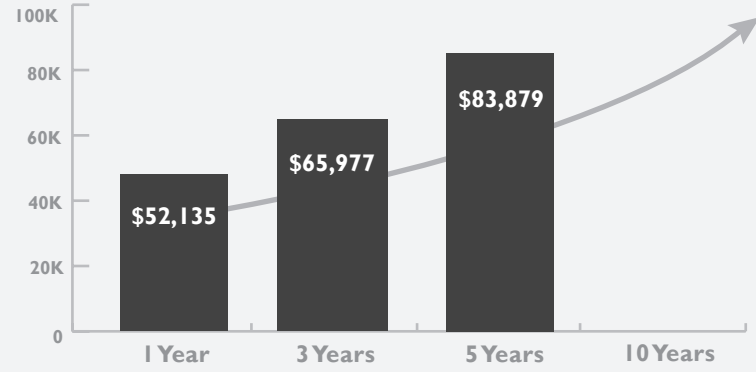
Ten years after graduation, median salaries increase by 150%.

Median Salary for FT Employed ENG 7-12 BA Graduates



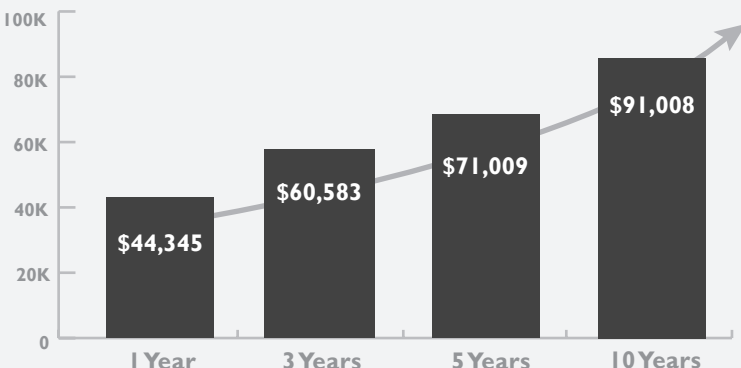
Ten years after graduation, median salaries increase by 78%.

Median Salary for FT Employed MATH 7-12 BA Graduates



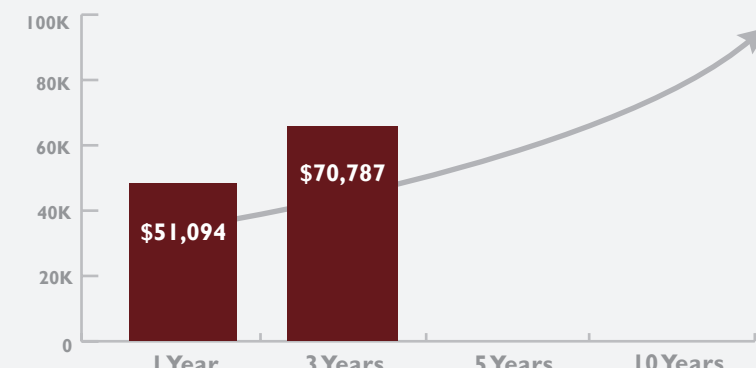
Ten years after graduation, median salaries increase by 61%.

Median Salary for FT Employed SOCIAL STUDIES 7-12 BA Graduates



Ten years after graduation, median salaries increase by 105%.

Median Salary for FT Employed BIOL 7-12 BA Graduates



Ten years after graduation, median salaries increase by 39%.