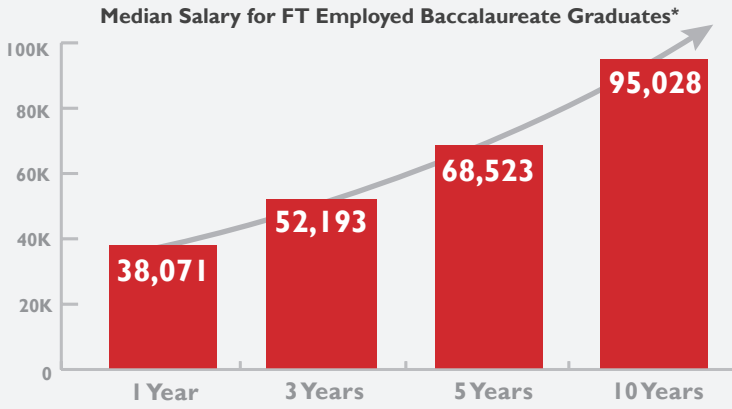


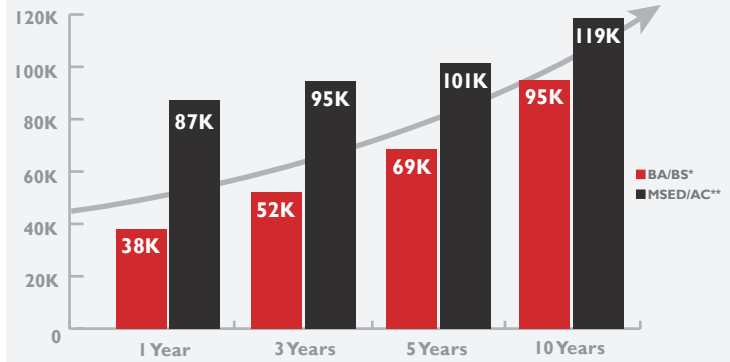
Salary Ten Year Overview for Cohorts of 2002–2021



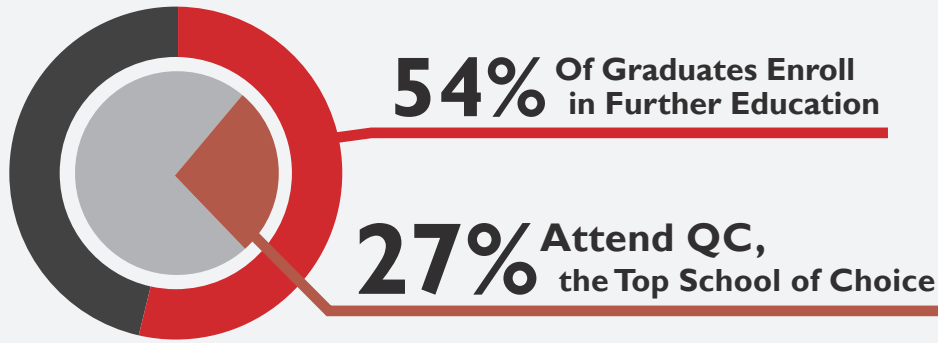
Ten years after graduation, median salaries increase by 150%.

Below is a comparison of BA/BS* vs. MSED/AC** Median Salaries. FNES MSED/AC** median salaries are 24–49K higher than the FNES BA/BS median salaries for baccalaureate graduates throughout their early careers.

*Wage data for FNES-BA, FNESED-BA, NEXSCI-BS, NUTDTS-BS, and PHYSED-BA. No data for FMS-BA or HDPS-BA.
**Wage data for FAMED-MSED, FNESED-AC, PHYED-AC, and PHYED-MSED. No data for FNES-MS.



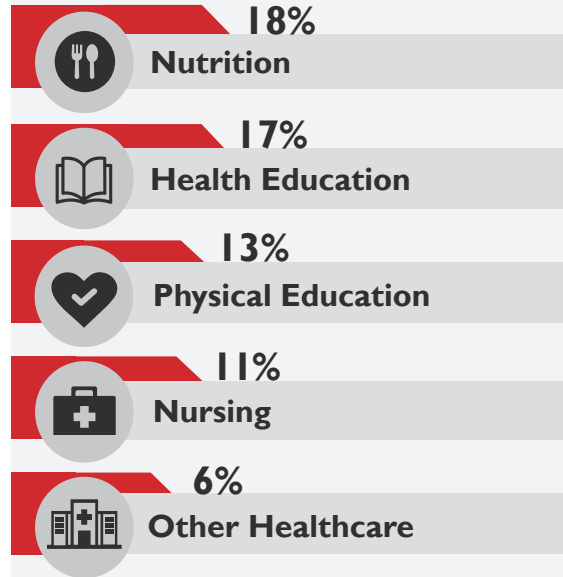
Further Education Overview for Cohorts of 2013–2019



21% Completed their Further Education Degree

91% MS or MA
3% MBA
6% MD, DDS

Top Degree Programs Completed



Internships & Certificates Overview for Cohorts of 2023 w/LinkedIn Profiles

28% Reported One or More Internships

Over 30 unique Internship providers were reported. Some of these providers include:



16% Reported One or More Certificates

Top Certificates Skills Reported

- First Aid/CPR/AED.....29%**
- Food Protection.....8%**
- Basic Life Support.....8%**