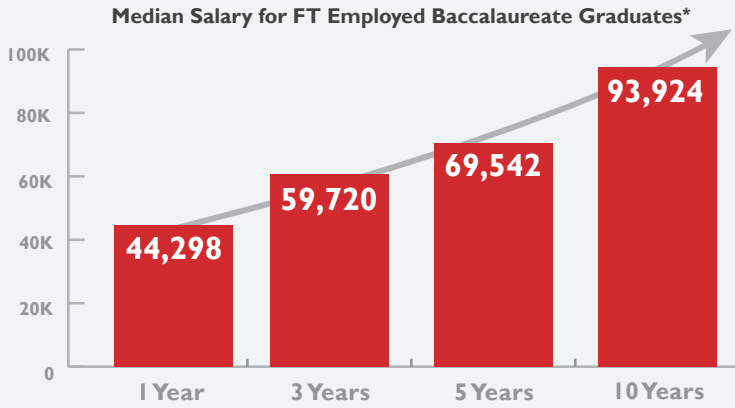


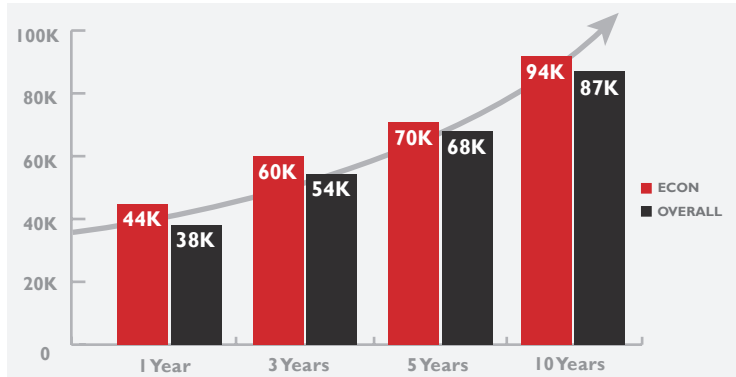
**Salary** Ten Year Overview for Cohorts of 2002–2021



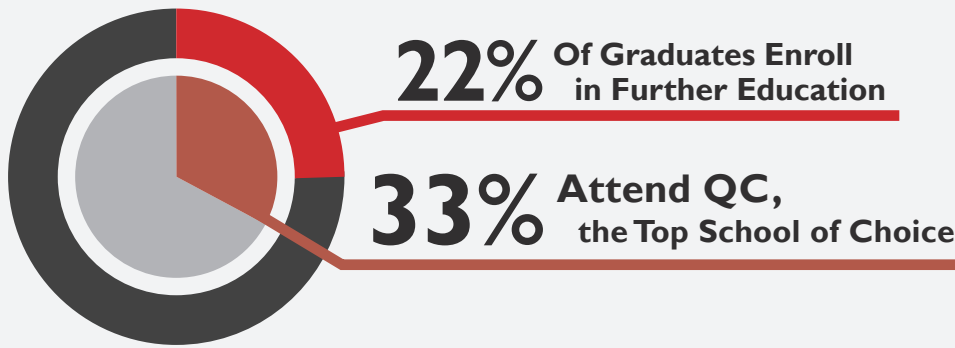
Ten years after graduation, median salaries increase by 112%

Below is a comparison of **ECON BA/BBA\*** vs. **QC Median Salaries**. **ECON** median salaries are **3–7K higher** than the overall QC median salaries for baccalaureate graduates throughout their early careers.

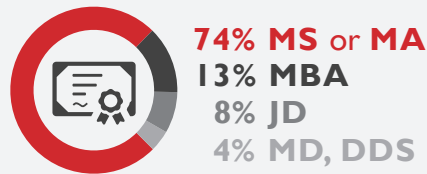
\*Wage data for ECON-BA, FINAN-BBA, INTL-BA, & ACTST-BA




**Further Education** Overview for Cohorts of 2013–2019



**50%** Completed their Further Education Degree




Top Degree Programs Completed



**Internships & Certificates** Overview for Cohort 2023 w/LinkedIn Profiles

**36%** Reported One or More Internships

Over 100 unique Internship providers were reported. Some of these providers include :



**34%** Reported One or More Certificates

Top Certificates Skills Reported

Marketing Concepts	29%
Analytics	8%
MS Excel	6%
Sales Marketing	4%
Management	4%