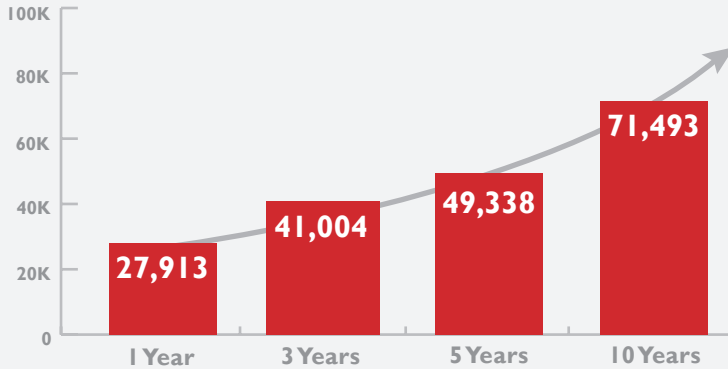


**Salary** Ten Year Overview for Cohorts of 2002–2021

Median Salary for FT Employed Baccalaureate Graduates

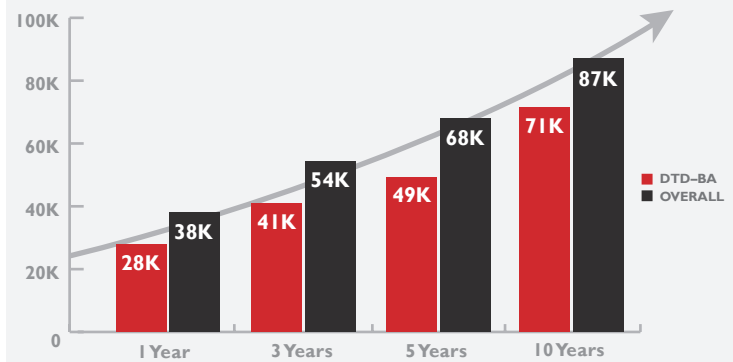


Ten years after graduation, median salaries increase by 156%.

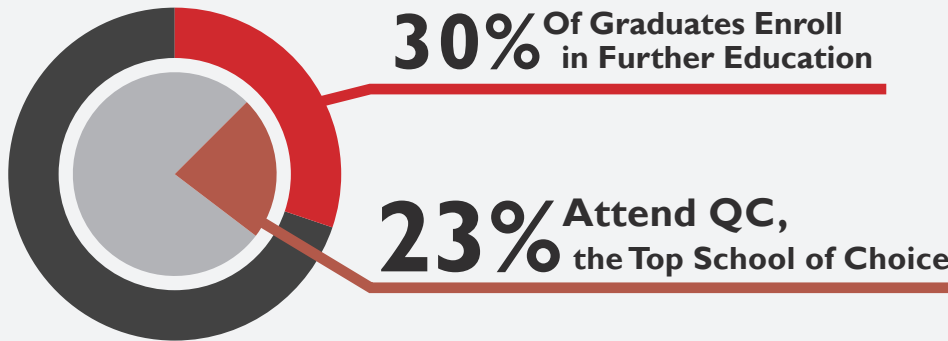
Below is a comparison of **BA vs. QC Median Salaries**.

**DTD** median salaries are **10–19K** lower than the overall QC median salaries for baccalaureate graduates throughout their early careers.

\*Wage data for **DANCE-BA** and **DRAM-BA**. No data for **FASH-BA**.



**Further Education** Overview for Cohorts of 2013–2019



**11%**  
Completed their Further Education Degree

**96% MS or MA**  
**4% JD**

Top Degree Programs Completed

