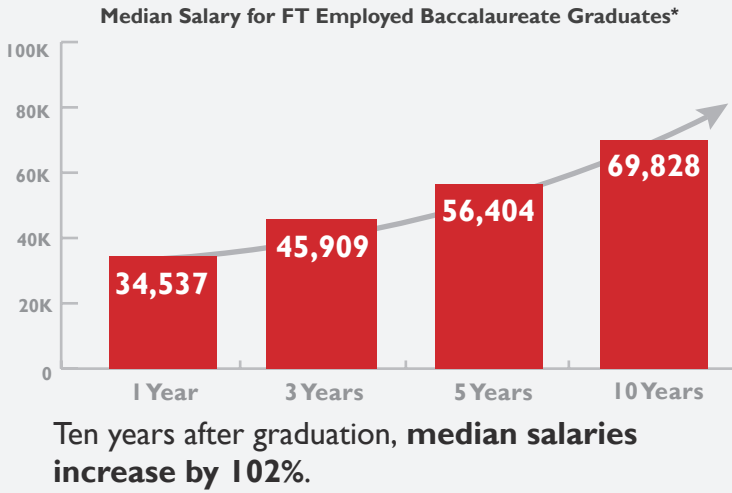
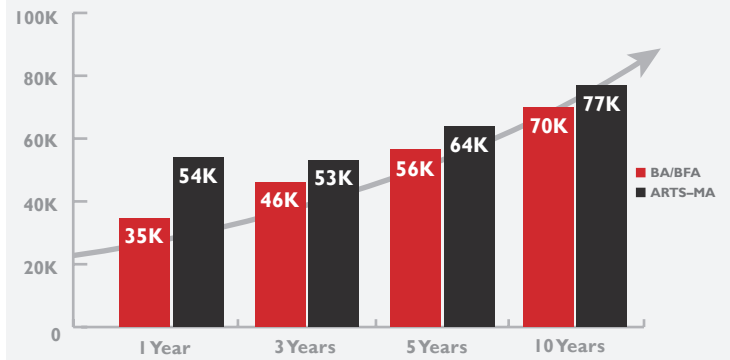


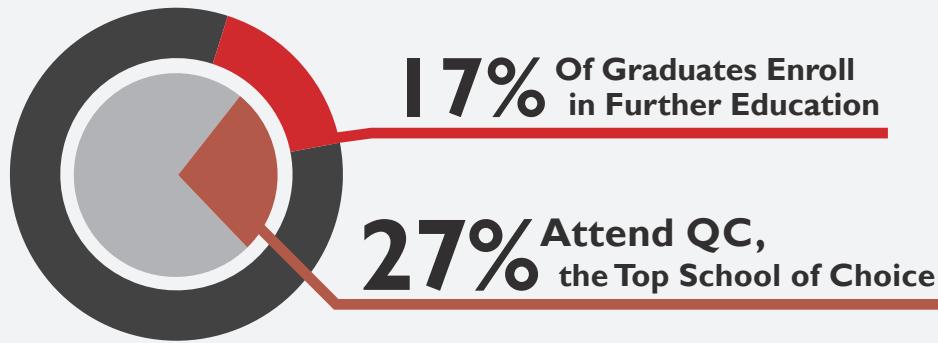
**Salary** Ten Year Overview for Cohorts of 2002–2021



Below is a comparison of **BA/BFA\*** vs. **MA** Median Salaries. **ARTS-MA** graduates earn **7–19K** higher than ARTS BA/BFA graduates throughout their early careers. \*Wage data for ARTS-BA/BFA, ARTD-BFA, and ARTH-BA. No data for PHOTO-BA.



**Further Education** Overview for Cohorts of 2013–2019



**7%** Completed their Further Education Degree

**95% MS or MA**  
**3% MBA**  
**2% MD, DDS**

Top Degree Programs Completed

- 9%** Special Education
- 8%** Design
- 7%** Art Education
- 7%** Other Education
- 7%** Studio Art

**Internships & Certificates** Overview for Cohorts of 2023 w/LinkedIn Profiles

**37%** Reported One or More Internships

Over 50 unique Internship providers were reported. Some of these providers include:



**14%** Reported One or More Certificates

**17%** Reported an Online Portfolio

Top Certificates Skills Reported

- Digital Marketing**.....18%
- Teaching Certificate**.....14%