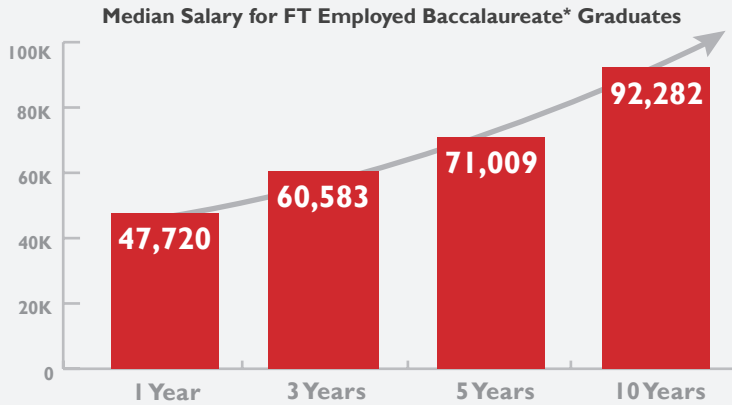


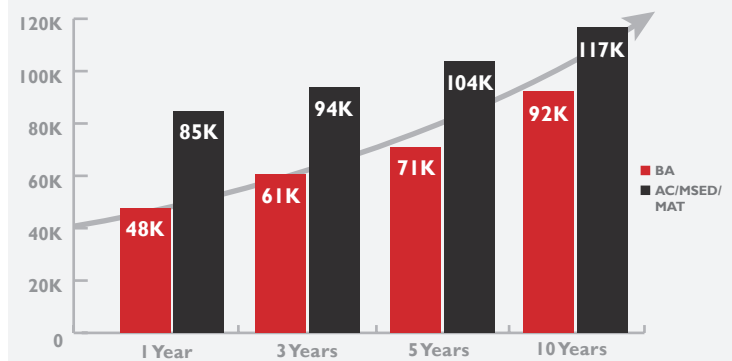
Salary Ten Year Overview for Cohorts of 2002–2021



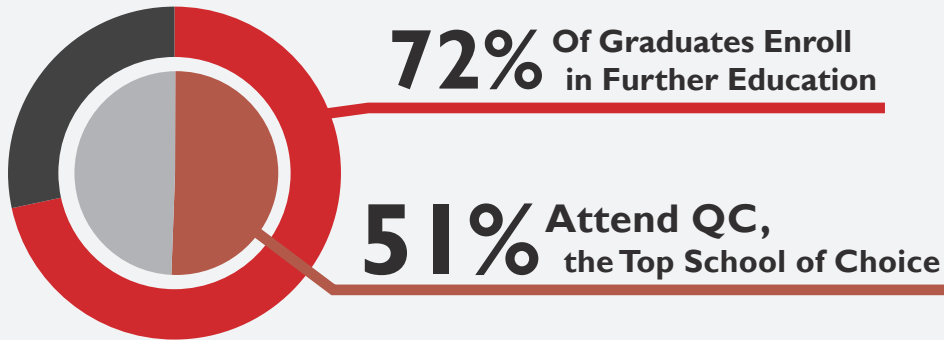
Ten years after graduation, median salaries increase by 93%.

Below is a comparison of **BA*** vs. **AC/MSED/MAT**** Median Salaries. **SEYS AC/MSED/MAT** graduates earn median salaries **25–37K** higher than SEYS BA graduates throughout their early careers.

*Wage data for ART, BIOL, ENGL, MATH, SOC, and SPAN 7-12 BA programs only. No other data available.
**No data for INSTECH-AC.



Further Education Overview for Cohorts of 2013–2019



46% Completed their Further Education Degree

98% MS or MA
1% MBA
1% JD

Top Degree Programs Completed

