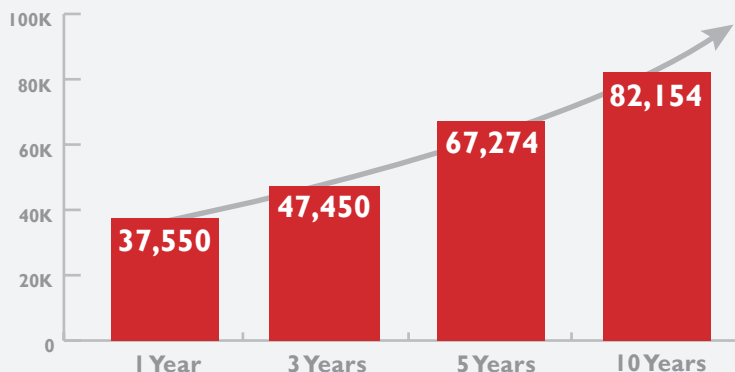


**Salary**

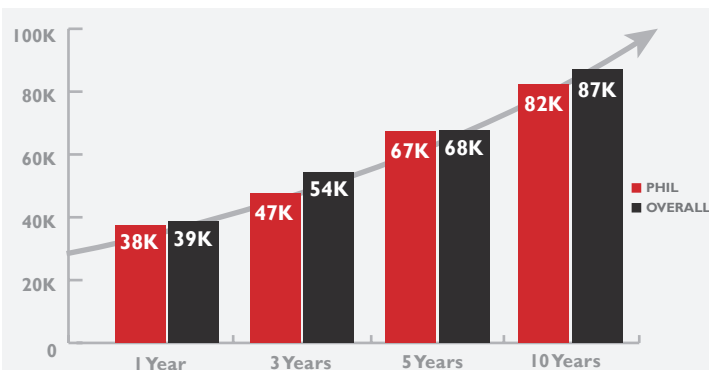
Ten Year Overview for Cohorts of 2002–2021

Median Salary for FT Employed Baccalaureate Graduates



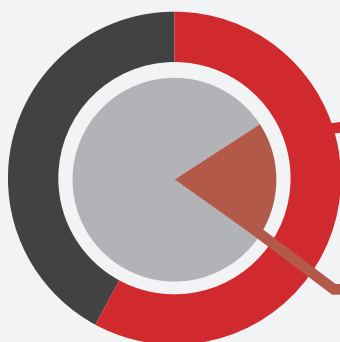
Ten years after graduation, **median salaries increase by 119%**.

Below is a comparison of **PHIL BA vs. QC Median Salaries**. **PHIL** median salaries are **1–7K lower** than the overall QC median salaries for baccalaureate graduates throughout their early careers.



**Further Education**

Overview for Cohorts of 2013–2019



**58%** Of Graduates Enroll in Further Education

**19%** Attend QC, the Top School of Choice

**24%**

Completed their Further Education Degree



**78% MS or MA**  
**22% JD**

Top Degree Programs Completed

**16%**  
Law

**13%**  
Education 7-12

**10%**  
Healthcare

**10%**  
Social Work

**10%**  
Special Education